

DLC TITANIUM 2.0 DEEP TOOTH T-BLADES FOR SKELETONFX FX707G2ZE



- DLC / Titanium Coating
- 40 mm T-blade
- 2.0 mm deep tooth
- Zero gap adjustable
- Perfect for creating extremely sharp lines
- Ideal for thick/coarse hair and less sensitive skin

DLC Titanium Technology:

- Hardness : High strength
- Hypo-allergenic
- Extremely durable: corrosion resistant
- Lower blade temperature
 - no overheating
- Crunch sound when cutting



"Super sharp. Amazing precision.
Can be zero gap !" @StayGold31

SCAN ME TO KNOW
ALL ABOUT
BLADES' GEOMETRY



BaBylissPRO
Artists

FX707G2ZE

Barcode 3030050180541

www.babylisspro.eu

FITS :

• FX7870GE

• FX7870BKE

• FX7870GSE

• FX7870RE

• FX7870IE

• FX726E



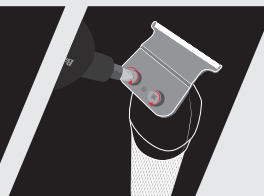
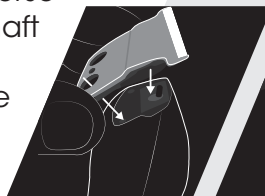
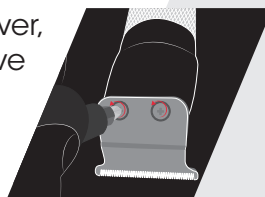
ORIGINAL REPLACEMENT BLADE



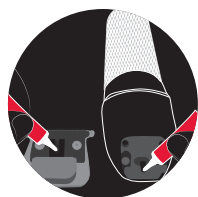
OPTIONAL REPLACEMENT BLADE

Instructions for use

- Turn the trimmer to the OFF position and unplug it from the electrical outlet.
- Turn the trimmer upside down so that the teeth of the trimmer are facing down.
- Place the trimmer on a flat surface. Using the screwdriver, loosen the fastening screws from the blade set. Remove the blade set from the trimmer.
- To install or replace your trimmer blade set, reverse the procedure, aligning the blade cushion shaft into the moving blade cushion.
- With the blade held in place, replace blade screws and tighten loosely. Turn the trimmer over and align the blade set parallel to the trimmer's upper housing.



SCAN ME
TO SEE THE TUTO



- **IMPORTANT NOTE :** To ensure maximum performance clean and lubricate this tool on a regular basis. Make sure to add a few drops of BaBylissPRO® lubricating oil before running.

BaBylissPRO
Artists

FX707G2ZE

Barcode 3030050180541

w w w . b a b y l i s s p r o . e u